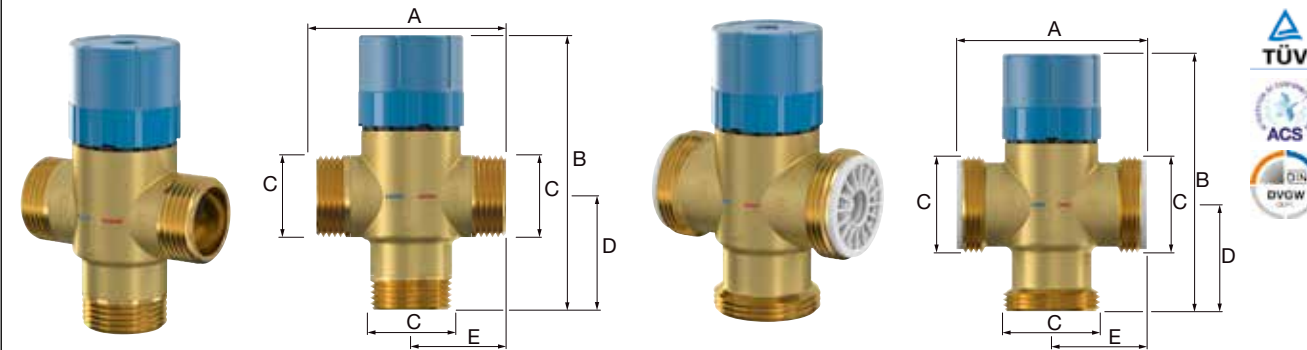





Flamcomix Mixing Valve



Type	Connection [DN]	Threaded connection C ["]	Back flow preventer	Dimensions				Order code	
				A [mm]	B [mm]	D [mm]	E [mm]		
Flamcomix 45-65 FS DN15	15	3/4"	no	76	max. 122	46	38	1	28770
Flamcomix 45-65 FS DN20	20	1"	no	77	max. 122	46	38.5	1	28771
Flamcomix 45-65 FS DN25	25	1 1/4"	no	77	max. 122	46	38.5	1	28772
Flamcomix 35-70 FS DN15	15	3/4"	no	76	max. 122	46	38	1	28773
Flamcomix 35-70 FS DN20	20	1"	no	77	max. 122	46	38.5	1	28774
Flamcomix 35-70 FS DN25	25	1 1/4"	no	77	max. 122	46	38.5	1	28775
Flamcomix 35-70 FS BFP DN15	15	3/4"	yes	78.5	max. 122	46	39.25	1	28776
Flamcomix 35-70 FS BFP DN20	20	1"	yes	79.5	max. 122	46	39.75	1	28777
Flamcomix 35-70 FS BFP DN25	25	1 1/4"	yes	79.5	max. 122	46	39.75	1	28778

Flamcomix Mixing Valve High Capacity



Type	Connection [DN]	Threaded connection C ["]	Back flow preventer	Dimensions				Order code	
				A [mm]	B [mm]	D [mm]	E [mm]		
Flamcomix 20-70 HC DN25	25	1 1/4"	no	85	max. 134	51.4	42.5	1	28780

Flamcomix insulation box

Type	Order code
Flamcomix insulation box DN15	28790
Flamcomix insulation box DN20	28791
Flamcomix insulation box DN25	28792
Flamcomix High Capacity insulation box DN25	28787



Flamcomix Backflow Preventer set - Connections set

Type	Order code
Flamcomix Backflow preventer set DN15	28793
Flamcomix Backflow preventer set DN20	28794
Flamcomix Backflow preventer set DN25	28795
Flamcomix Backflow preventer (connection) set HC DN25	28787
Flamcomix Connections set 3/4 x 1/2	28796
Flamcomix Connections set 1 x 1/2	28797
Flamcomix Connections set 1 x 3/4	28798
Flamcomix Connections set 1 1/4 x 1	28799



Flamcomix Precision Thermometer

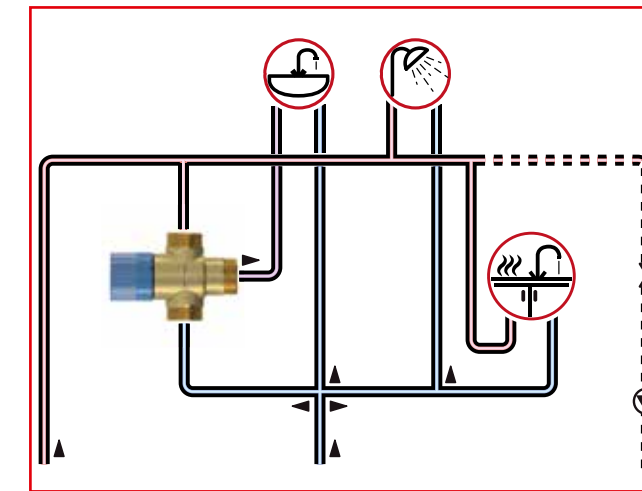
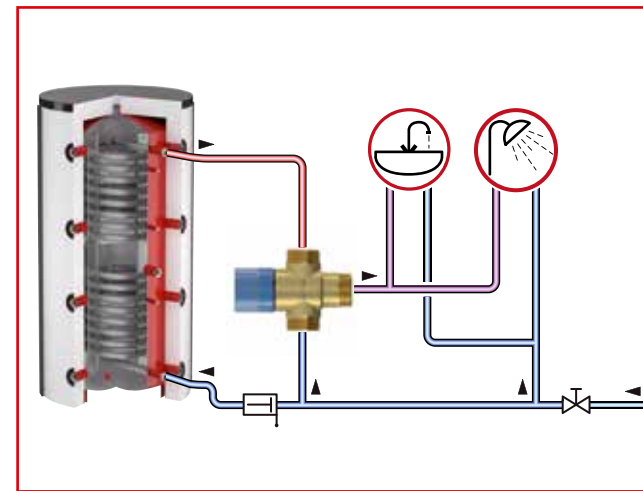
Type	Order code
Precision Thermometer	28788



Versatile in use

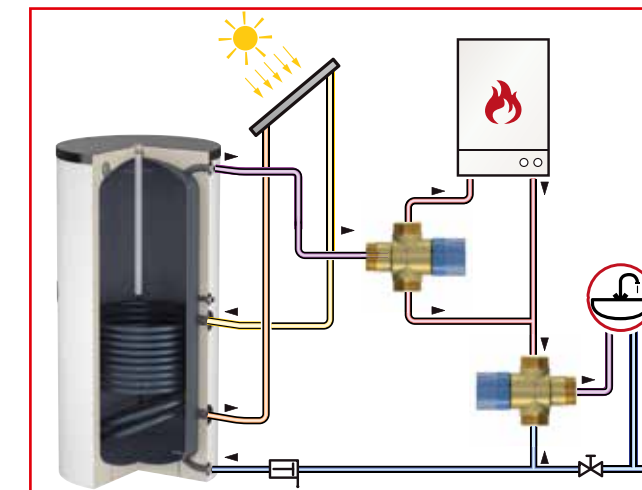
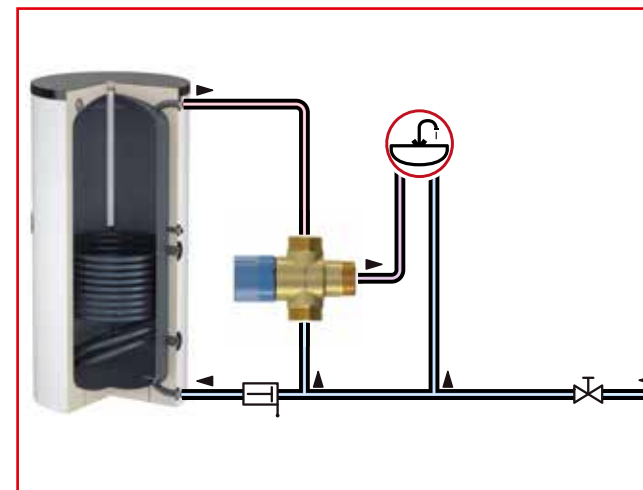
The Flamcomix can be used to limit the output temperature of a single drain point (point of use) or multiple drain points (group control).

In combination with our installations for heating water, it is suitable for diverting.



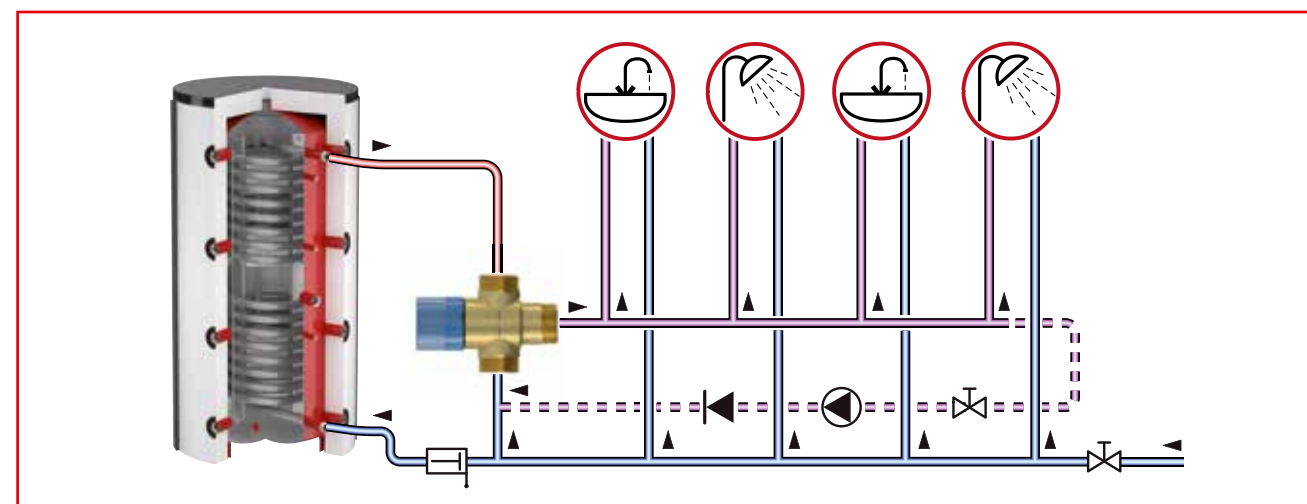
Group control

Group control



Draw-off point control

Diverting + Group control




Group control

- High output stability
- Anti-lime coating
- High setting accuracy

Flamcomix

Thermostatic Mixing Valve



MC00814/09-2014/eng

Safe water consumption

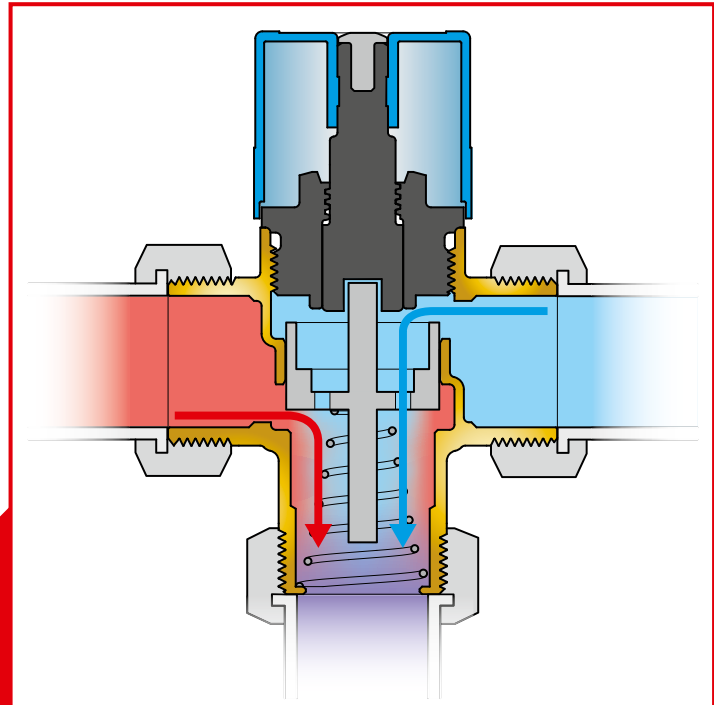
To efficiently store as much heat as possible the water temperature in a boiler or combo-vessel is as high as possible. In addition, in order to prevent legionella growth, the water temperature must be higher than 60 °C. At this temperature level, there is a risk of scalding within a few seconds. To prevent this, a thermostatic mixing valve is used between the vessel and the tapping point or several draw-off points. The Flamcomix limits the maximum output temperature of the following tapping points. This permits the input temperature to be maintained at a high level thus preventing the growth of Legionella bacteria. The output temperature can be set to a safe and

comfortable level. Inclusion of a Flamcomix valve will improve safety in the hot water system. In addition, the comfort of the system is increased by the constant output temperature. Furthermore, you avoid wasting water by an immediate supply of water at the correct temperature. In short, there are three big advantages for using a thermostatic mixing valve:

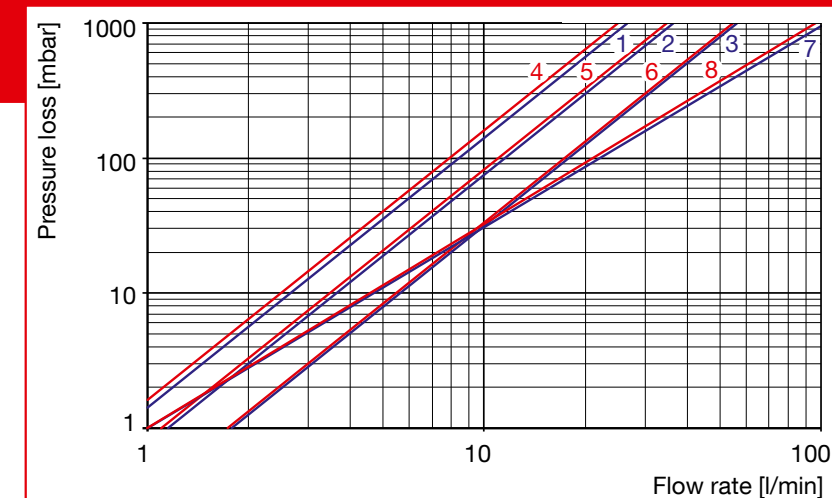
- More comfortable.
- Safer.
- More economical.

General operations of the thermostatic mixing valve
The Flamcomix is a thermostatic mixing valve, which means that the mixing valve acts automatically on the setting of the very sensitive built-in thermostat. The thermostat adjusts the control valve, to moderate the hot water throughput to the outlet. This way the Flamcomix limits the maximum output temperature.

If the Flamcomix is used as a central mixing unit, due to the large capacity, it is able to supply a constant water temperature to the output side, even in systems with large buffer vessels filled with hot water.



Pressure loss diagram



Reference	DN	K _{v50} [m³/h]	V [l/min]	Backflow preventor
1	15	1.6	26	-
2	20	2.2	36	-
3	25	3.4	56	-
4	15	1.5	25	yes
5	20	2.1	35	yes
6	25	3.3	55	yes
7 (HC)	25	6.1	102	-
8 (HC)	25	5.9	102	yes

Flamcomix's reliable operation

The main advantages:


- **Stable output**
The Flamcomix is very capable of absorbing sudden temperature fluctuations: the output temperature is maximum 3° C of the set temperature.
- **No calcification**
Lime cannot attach to the high quality plastic internal parts and the PTFE coating. This way calcification is prevented (only in the standard series).

- **Setting accuracy**
The multi-turn setting control permits fine adjustment of output temperature.
- **Locking cap**
The locking cap prevents accidental adjustment of the output temperature.
- **Little pressure resistance**
Minimal pressure drop is achieved by the optimised design of the internal parts and the back-flow preventor that was developed especially for this purpose.

- Flamcomix**
- Temperature range: 45 - 65 °C / 35 - 70 °C.
 - Connection: ¾" - 1 ¼".

- Flamcomix HC**
- Temperature range: 20 - 70 °C.
 - Connection: 1 ¼".

- Flamcomix BFP**
- Temperature range: 45 - 65 °C / 35 - 70 °C.
 - Connection: ¾" - 1 ¼".
 - Including back-flow preventor.



Backflow preventer
Available as Flamcomix with integrated check valve or Flamcomix and check valve as separate components. The check valves are specifically designed for use in a Flamcomix thermostatic mixing valve. This results in a very low pressure drop.



Technical details

General

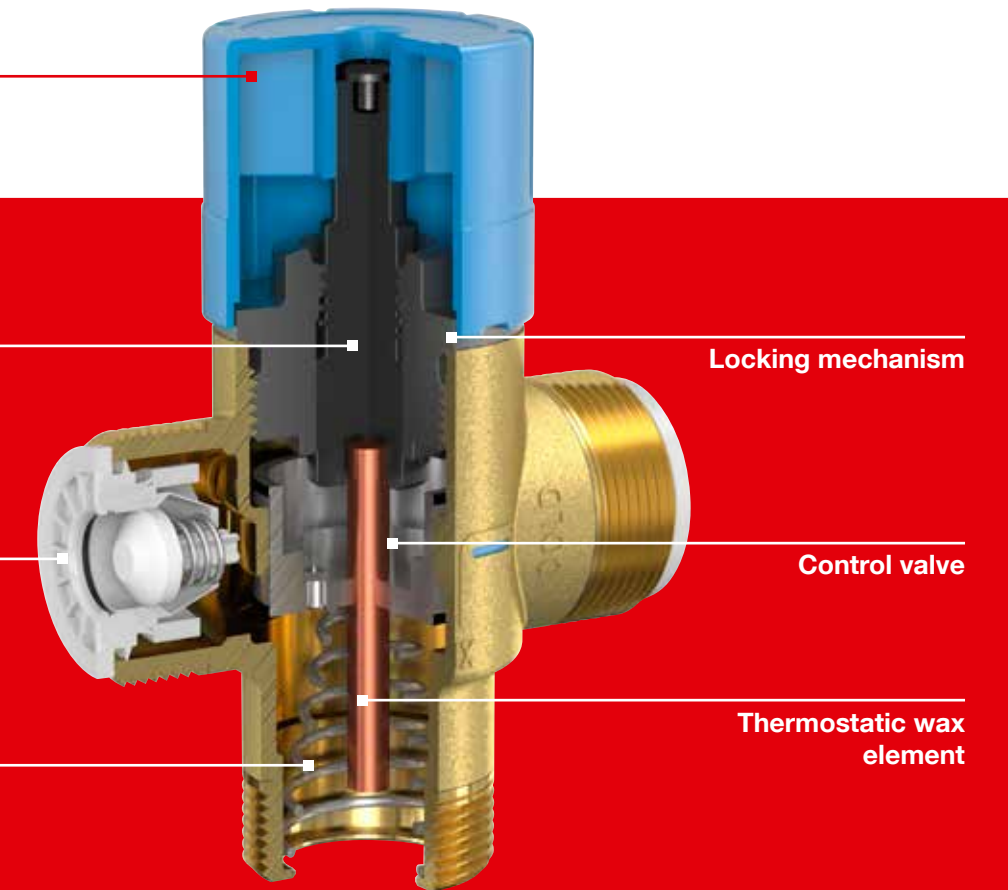
- Adjustable temperature range: 45 – 65 °C, 35 – 70 °C (especially suitable for legionella flushing and low temperatures) or 20 °C - 70 °C (high capacity).
- Maximum operating temperature: 100 °C (including back-flow safeguard 90 °C).
- Pressure range (static): 0.5 - 10 bar
- Working pressure (dynamic): 0.5 - 5 bar.
- Maximum constant pressure differential of hot / cold supply: 2 bar.
- Stable output temperature: 3 °C at 15 °C hot water change
- Noise category: 2.
- Installation position: any position.

Adjusting knob / locking cap

Control spindle

Backflow preventer

Control valve setting spring



Locking mechanism

Control valve

Thermostatic wax element

Material

- Housing: dezincification resistance brass.
- Internal parts: high quality synthetics.
- Seals: EPDM.
- Spring: stainless steel.
- Brass housing with anti-lime coating (PTFE).

Liquids

- For application with potable water according to Guideline 98/83/EG.