



Flamco

Your reliable partner

THE UNIVERSAL PV PANEL MOUNTING SYSTEM

Flamco Falx

For landscape and portrait orientation



Flamco Falx - The Universal PV Panel Mounting System

Flamco Falx is an ingenious mounting system for the installation of PV panels on flat roofs. Installing PV panels is often complicated and time-consuming and it can put an extra strain on your roof.

Flamco Falx is lightweight, with just three components: a mounting block, a rail so that you can easily attach rows of blocks, and a clip to fix the PV panels in place. Quick, simple and safe.

UNIVERSAL

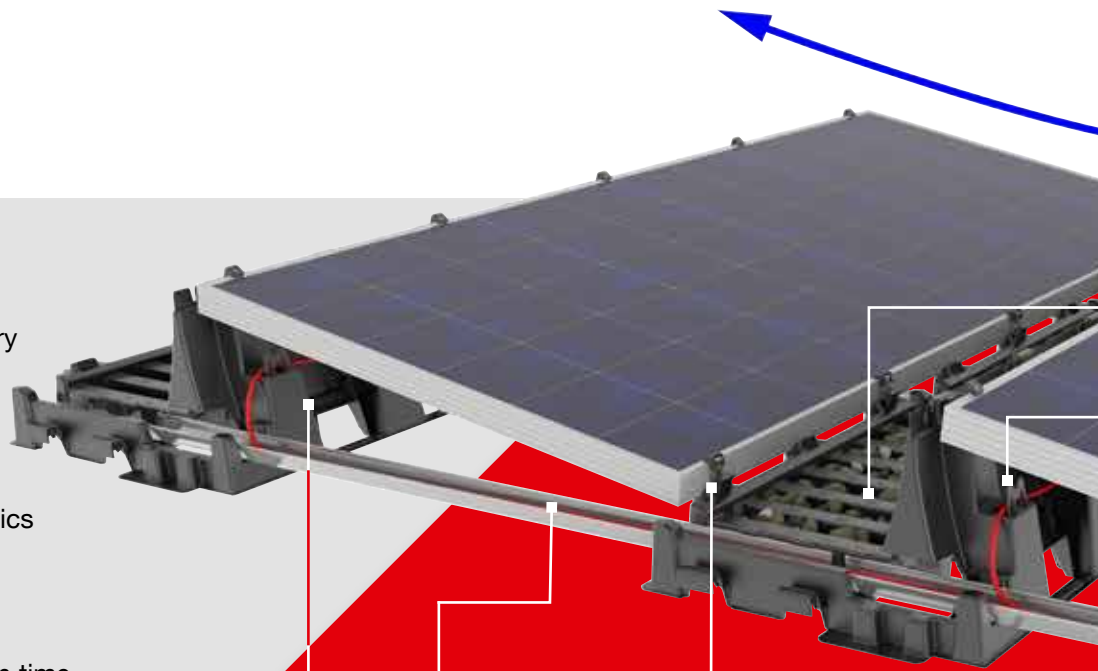
Suitable for every brand and every size of framed PV panel.

LIGHTWEIGHT

Can be used on all flat roofs. The safe answer to all your logistics and handling problems.

SIMPLE AND QUICK

Saves at least 50% on installation time. No tools necessary.



Just three components



MOUNTING BLOCK



RAIL



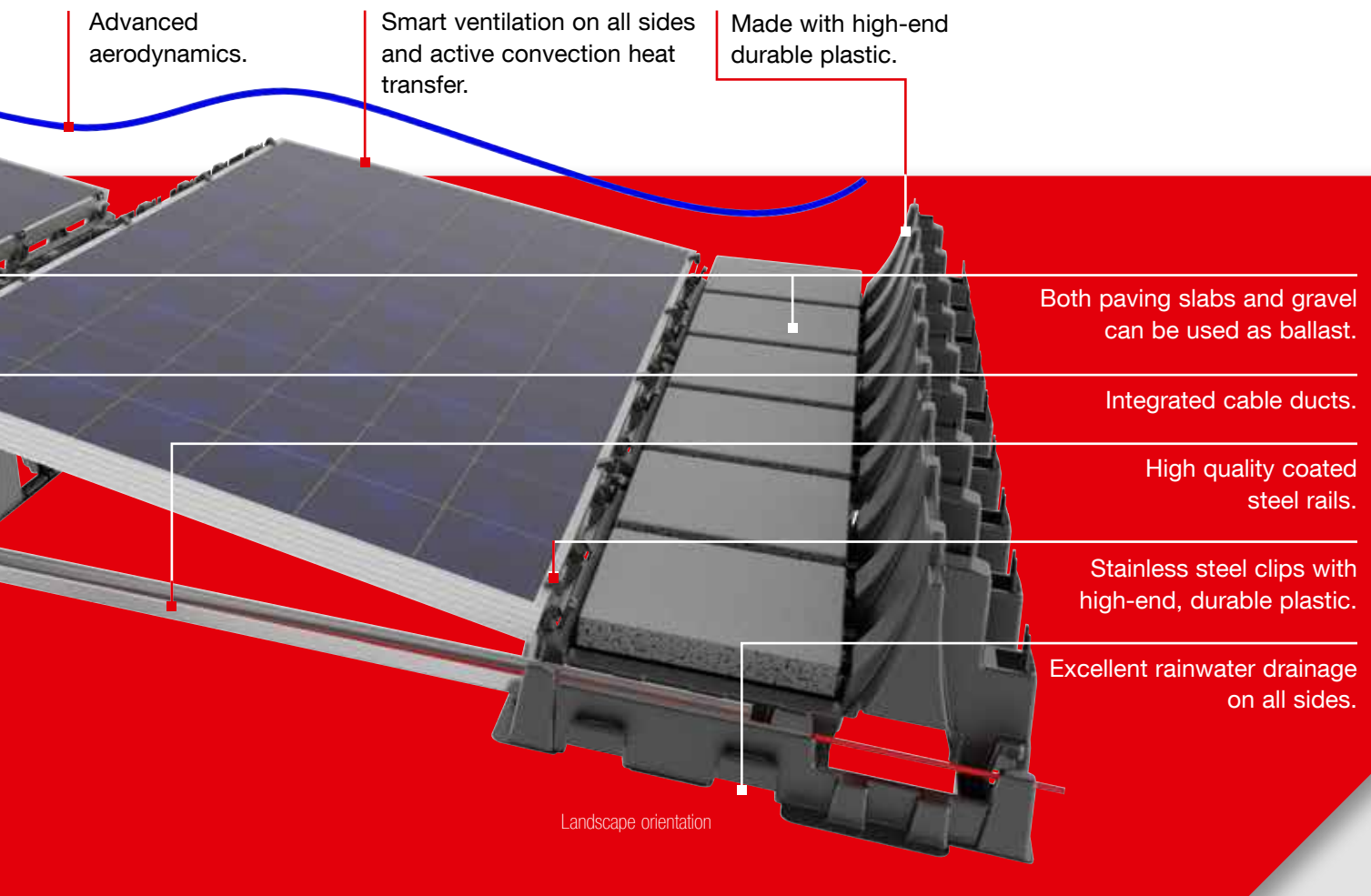
CLIP

Revolutionary and Innovative

A mounting system for every type of PV panel that consists of no more than three components is revolutionary in itself. But Flamco Falx is innovative in other ways, too. For example, the system remains firmly in place, even in strong winds, thanks to the smart

aerodynamic design.

This reduces the amount of ballast required to a minimum. Paving slabs can be used or, if present, the gravel on the roof can also serve as ballast, thanks to special recesses in the lateral spaces.



10-year warranty

- High quality
- Long service life
- Extensive testing



Revolutionary in Numbers

Flamco Falx represents the next step in mounting systems for PV panels. Thanks to advanced techniques, an optimal design and extensive testing

Flamco Falx can withstand the most extreme conditions, without compromising efficiency.

Quick and Easy Installation

Installation of PV panels on flat roofs couldn't be easier and faster than with Flamco Falx. Just three easy parts and no installation tools are needed which make installation as quick and as easy as possible.

- **Speed**

- At least 50% reduction on labour time.

- **Installation**

- No preparation before installing.
- No tools needed.
- Easy handling with lightweight components.
- Less ballast needed.
- Three easy parts, three quick steps:



Position the mounting blocks and rail

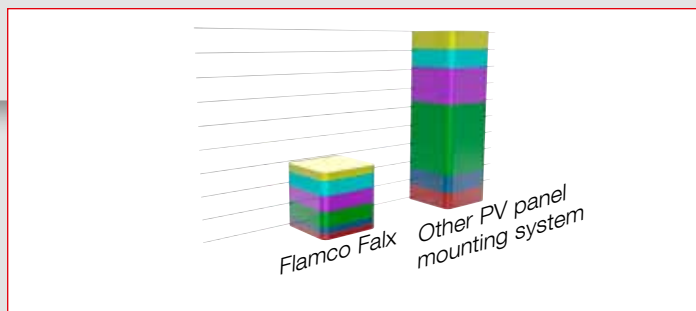


Ballast the system with gravel or paving slabs



Secure the PV panels with clips and pass the cables through the ducts

- **Installation time of PV systems on flat roofs:**



- Roof preparation and measuring
- Mounting structure logistics
- Mounting structure on building
- Ballast (incl. logistics)
- Panels (incl. logistics)
- Cables and cable trays

- **PV panel dimensions**

- Length: Any.
- Width: 794 mm - 871 mm (Landscape orientation with Falx rail F1219).
981 mm - 1060 mm (Landscape orientation with Falx rail F1411).
1601 mm - 1678 mm (Portrait orientation with Falx rail F2035).
- Thickness: 27 mm - 50 mm.

• **Flat rooftops**

- Suitable for all flat roofs up to 30 m. height above groundlevel.
- No layer between the rooftop and Flamco Falx and no metal parts come in contact with the roof.
- No drilling in the roof needed.
- Slope: Max. 5°.
- Minimum field size: 6 panels.
- Maximum connected field size: 100 m x 100 m (safety measure).

• **Other flat surfaces**

- Mounting on other flat surfaces possible.
- Anchoring to the surface not required.






• **Ballast**


- Ballast type for mounting blocks: Paving slabs (max. width 300 mm) or gravel (max. Ø 15 mm).
- Ballast load: This depends on the wind zone and the height of the building. The system has been optimized for minimal ballast. Visit www.flamcofalx.com.



- Calculation tool available:

• **Rail distribution and ballast zones**

- Zone 0: 
- Zone 1: 
- Zone 2: 
- Zone 3: 
- Zone 4: 



for illustration purposes

Easy Transportation, Low on Maintenance

Flamco Falx is easy to transport and hold on stock as it can be stacked on a standard Euro-pallet. With the walkways integrated in the design, maintenance and inspection will also be quick and easy.



• **Transport and storage**

- Pallets in 40ft palletwide container: 30.
- Mounting blocks per standard Euro-pallet: 76 (100 in container).

• **Maintenance**

- The system must be inspected annually to check all components are still in order and/or the position of the equipment is the same as the original installation. Environmental conditions may occur, requiring visual inspection of the installation. These may include a serious storm or earthquake.

Number One in All Circumstances

All kinds of different situations have been taken into consideration for the optimal design to make sure Flamco Falx can withstand all circumstances, while maintaining the best possible conditions for the roof and PV panels. The Flamco Falx PV mounting system has undergone many different tests to ensure the highest quality materials and best performance possible, resulting in a 10 year warranty for all components.

• Tests

- Finite Element Method (analysis of mechanical properties of the components and systems)
- Wind tunnel tests (scale 1:10, 360°)
- Durability tests
- Tests for lift and pressure
- Transportation tests
- Mechanical tests



• Certification

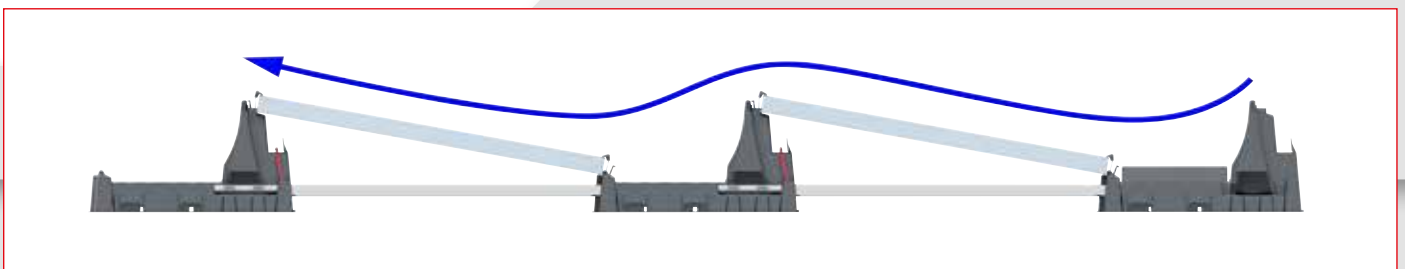
- RAL-GZ 966 certification: As a manufacturer in the category 'components' (P1), Flamco is in possession of the RAL-GZ 966 solar energy certificate for Falx.
- Flamco is taking part in developing a norm for flat roof mounting systems.

Güte- und Prüfbestimmungen für Solarenergieanlagen



• Aerodynamics

- Aerodynamics have been tested by an independent party in a wind tunnel.
- Tested and approved for wind speeds up to a maximum of 144 km/h (40 m/s). Wind speed test are based on wind speeds occurring only once every 25 years in Europe.
- Complies with standards:
 - NEN 7250:2014 nl - Solar energy systems - Integration in roofs and facades - Building aspects.
 - NEN-EN 1991-1-4:2005+NB:2007 nl Eurocode 1: Loads on constructions - Part 1-4: General loads - Windloads).
 - Dutch CUR recommendation C103 - Windtunneltest for the determination of design-windloads.



• Atmospheric corrosion

The materials of construction have been selected for their physical, mechanical and environmental endurance properties. The European climate resistance for this material is estimated at a minimum of 25 years.

- **Temperature**

- Temp. range: -30 °C up to 90 °C.
- Installation temp. range: 0 °C up to 40 °C.

- **Water drainage**

- Rainwater on the roof can drain away to all sides.
- The mounting block is designed in such a way that it has the maximum possibilities in all directions to discharge the rainwater.
- The rail is mounted 45 mm above the roof surface.



- **Snow**

- Maximum snow load of the system: 3250 Pa or 3,25kN/m².
Corresponding with snow zone 2a at 700 meters above sea level (EN 1991-1-3).

- **UV**

- Custom made compound which is optimized with UV stabilizer and additives.
- Lifetime in Europe: Designed for a period of at least 25 years.

- **Loads**

- Very lightweight: On average only 10-15 kg/m² additional load on the roof.
- Maximum allowed weight on walkways: 160 kg.
- Reduced wind grip: The design generates extra turbulence, which lowers the grip of the wind on the PV panels.

- **Noise levels**

- The system has been designed to be free of noise.
- There are no sharp edges or small holes that can produce noise caused by airflow.

- **Expansion**

Expansion and contraction caused by temperature fluctuations are compensated in the connection points of the individual components of the Flamco Falx system.

Optimal Efficiency

With the Flamco Falx PV panel mounting system you will get the most out of your PV panels. Account is taken of factors such as panel angle, the effect of shadow, walkways and available space in order to achieve optimal efficiency on the roof.

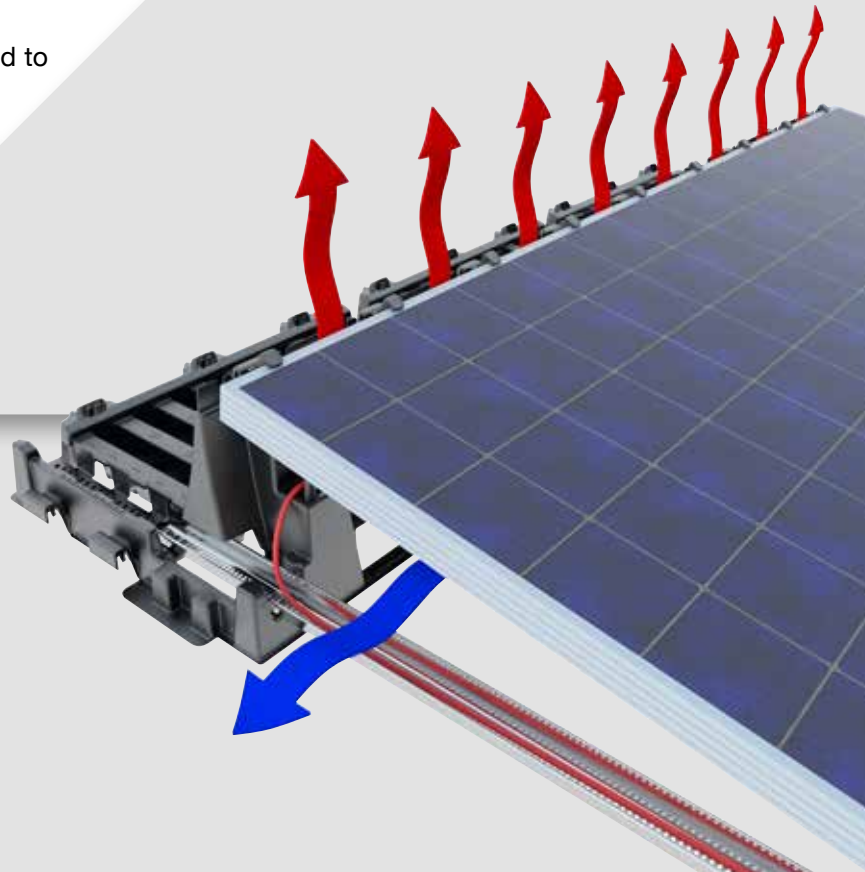
- **PV panel angle** (Dependent on the size of the panel)
Landscape orientation: 10° - 12°
Portrait orientation: 7° - 10°

Result: With Flamco Falx, more panels per square unit are possible.
This results in a higher energy yield for the total roof.

Excellent Temperature Management

The average PV panel loses 0,5% efficiency for every degree above 20 °C. In addition, a higher temperature has a negative effect on the service life of the panel. For these reasons it is important to have optimal temperature management to get the most out of the mounted PV panels.

- **Ventilation**
- Flamco Falx is an open system with an advanced aerodynamic design.
- **Convection**
- Due to the created turbulence hot air is stimulated to rise up from underneath the PV panels.




• **Temperature development underneath mounted PV panels**

- Flamco Falx compared to a system without active convection:

With wind: 26% more cooling / 3.5% more efficiency.

Without wind: 33% more cooling / 7% more efficiency.



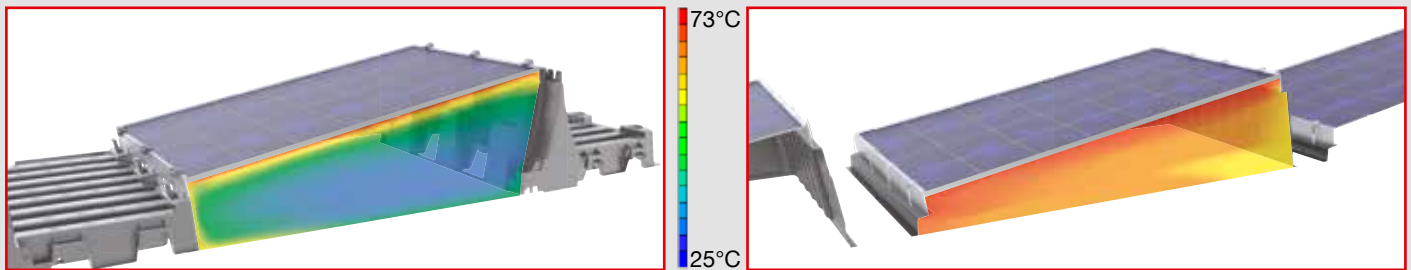
* Rise in temperature (in °C)
Atmospheric temperature is 32 °C.

■ Flamco Falx
■ Other PV mounting system

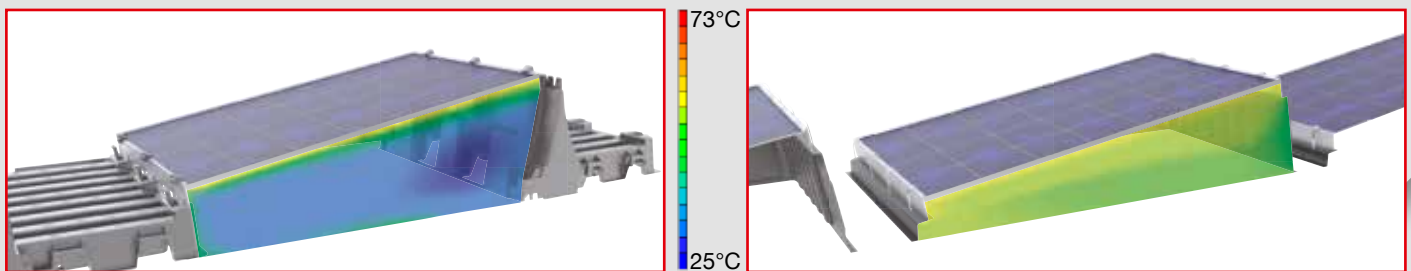
**Flamco Falx
with active convection**

**Mounting system
without active convection**

Without wind:



With wind:



Result:

- Higher energy yield.
- The lifetime of the PV panels is prolonged.

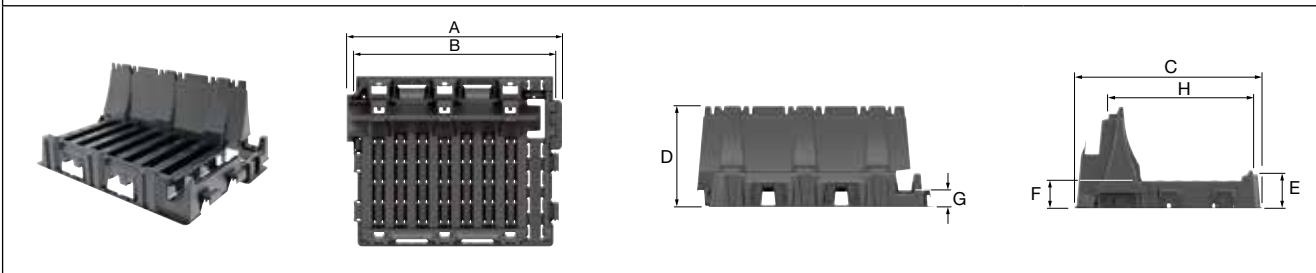
FLAMCO FALX


Universal PV panel mounting system for flat surfaces.

- Consists of only three components: mounting block, rail and clip.
- Made of recyclable materials.

Falx mounting block

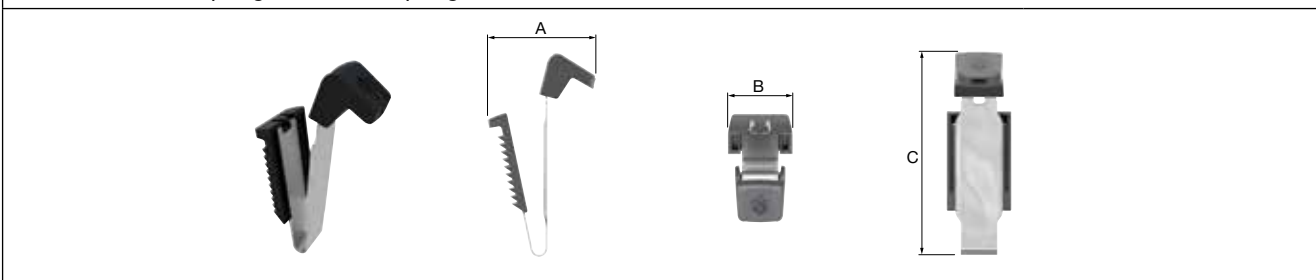
- Material: Polypropylene, UV-stabiliser (carbon black), Additives.
- Color: Black (standard).




Type	Dimensions								Weight [kg]		Code-number
	A [mm]	B [mm]	C [mm]	D [mm]	E [mm]	F [mm]	G [mm]	H [mm]			
Falx Montageblok	740	675	586	317	107	86	45	455	3,84	76	39980

Falx Clip HD

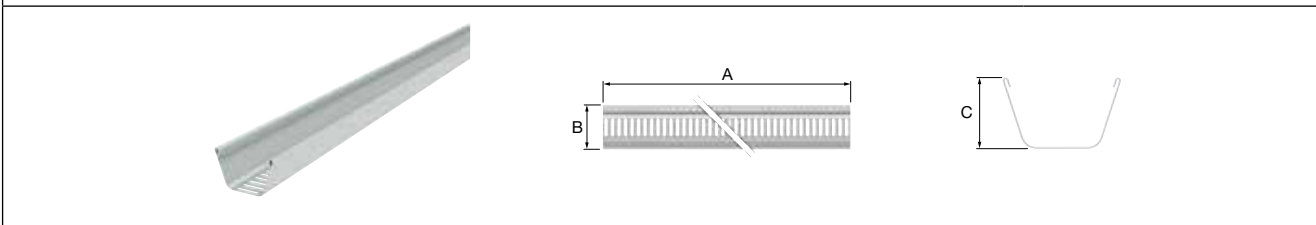
- Material: Clip: Polypropylene, UV-stabiliser (carbon black), Additives.
Spring: SST 301 Spring Steel.




Type	Dimensions			Weight [kg]		Code-number
	A [mm]	B [mm]	C [mm]			
Falx Clip HD	50	30	95	0,03	40/200/11200	39982

Falx Rail

- Material: Steel S250 with highly corrosion resistant coating.

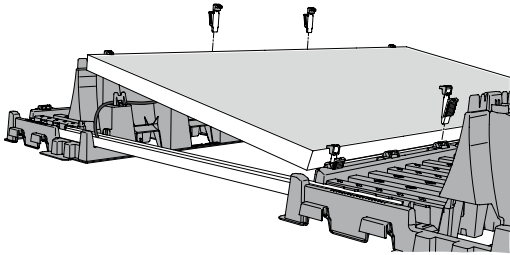


Type	Dimensions			Weight [kg]		Code-number
	A max. [mm]	B [mm]	C [mm]			
Falx Rail F1219	1219	55	34	0,89	200 / 800	50094
Falx Rail F1411	1411	55	34	1,03	200 / 800	50095
Falx Rail F2035	2035	55	34	1,55	200 / 800	50096

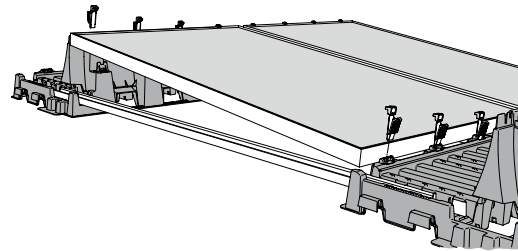
FALX SAVES

Falx saves you a lot on installation time and costs. The F2035 rail also makes a portrait orientation possible and gives you maximum savings. The following examples will make this clear.

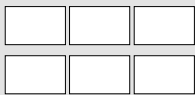
Landscape orientation



Portrait orientation




EXAMPLE 1*

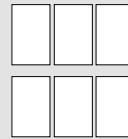


Falx Clip HD	54
Falx Mounting block	24
Falx Rail	16


EXAMPLE 2*



Falx Clip HD	270
Falx Mounting block	90
Falx Rail	60



Falx Clip HD	60
Falx Mounting block	15
Falx Rail	10



Falx Clip HD	270
Falx Mounting block	54
Falx Rail	39

* Necessary ballast remains the same. Calculations should be performed by Flamco..

Save on material and installation costs

FALX in portrait orientation

- **LESS MATERIAL**


With Falx in portrait orientation you save about 30% on material costs such as clips, blocks and rails.

- **FASTER INSTALLATION**

Less installation material also means that your panels are installed even faster.

- **MORE FLEXIBILITY**

Falx in portrait orientation offers improved flexibility on roofs with limited space.



- **10% HIGHER YIELD**

Falx in portrait orientation delivers almost 10% more coverage than in a back-to-back PV-panel setup.

Contact

■ Netherlands (Head Office)

Flamco B.V.

P.O. Box 502

3750 GM Bunschoten

Amersfoortseweg 9

3751 LJ Bunschoten

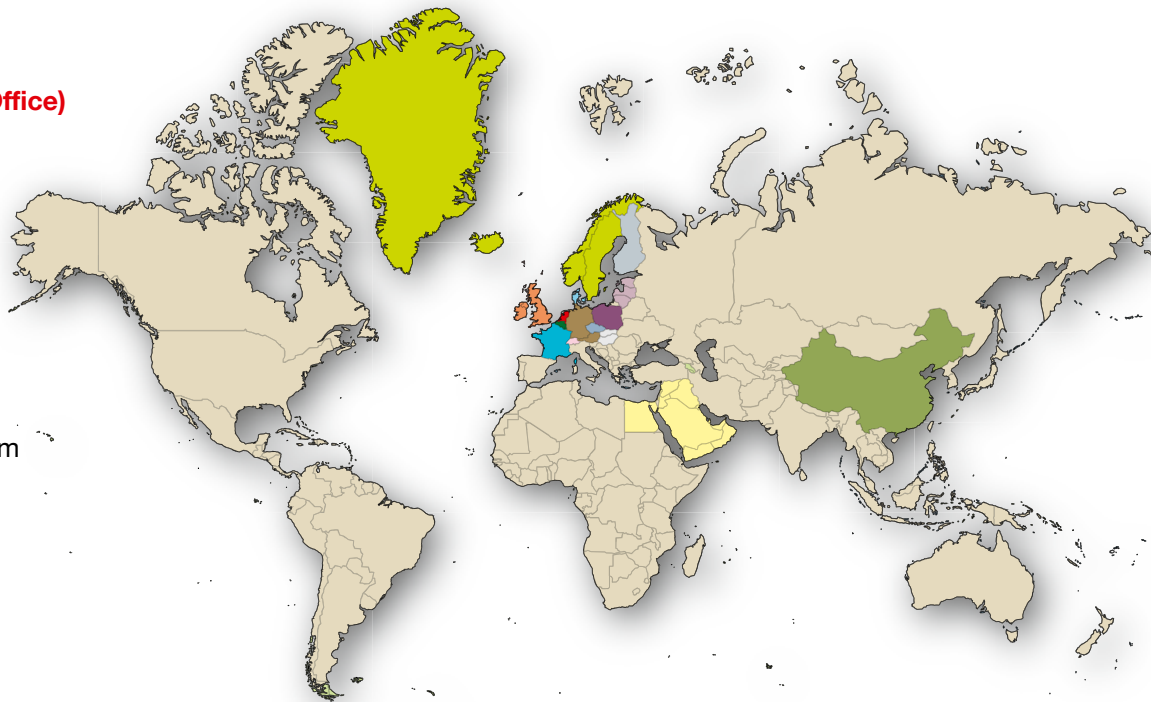
The Netherlands

















T + 31 33 299 18 00

F + 31 33 298 64 45

E info@flamco.nl

I www.flamcogroup.com



NL		Flamco B.V.	Amersfoortseweg 9 NL -3751LJ Bunschoten	+31 33 299 18 00	info@flamco.nl
BE		Flamco Belux	J. Van Elewijckstraat 59 B -1853 Grimbergen	+32 2 476 01 01	info@flamco.be
CH		Flamco AG	Fännring 1 6403 Küsnacht	+41 41 854 30 50	info@flamco.ch
CZ		Flamco CZ	U silnice 949 161 00 Praha 6	+420 602 200 569	info@flamco.cz
DE		Flamco GmbH	Steinbrink 3 42555 Velbert	+49 2052 887 04	info@flamco.de
DK		Flamco	Tonsbakken 16-18 DK-2740 Skovlunde	+45 44 94 02 07	info@flamco.dk
EE		Flamco Baltic	Löötisa 6 114 15 Tallin	+ 372 56 88 38 38	info@flamco.ee
FI		Flamco Finland	Ritakuja1 01740 Vantaa	+ 358 10 320 99 90	info@flamco.fi
FR		Flamco s.a.r.l.	BP 77173 95056 CERGY-PONTOISE cedex	+33 1 34 21 91 91	info@flamco.fr
HU		Flamco Kft. (A Pest Megyei Bíróság mint Cégbíróság. Cg.13-09-136479)	H - 2330 Dunaharaszti, Jedlik Ányos út 25	+36 24 52 61 31	info@flamco.hu
PL		Flamco Sp. z o. o.	ul. Akacjowa 4 62-002 Suchy Las	+48 616 5659 55	info@flamco.pl
PRC		Flamco Heating Accessories (Changshu) Ltd, Co.	No. 1, Nan Tong Road Yushan Hi-Tech Industrial Park Changshu (Jiangshu Province)	+86 512 528 41731	yecho@flamco.com.cn
SE		Flamco Sverige	Kungsgatan 14 541 31 Skövde	+46 500 42 89 95	vvs@flamco.se
UAE		Flamco Middle East	P.O. Box 262636 Jebel Ali, Dubai	+971 4 881 95 40	info@flamco-gulf.com
UK		Flamco Limited	Washway Lane- St Helens Merseyside WA10 6PB	+44 1744 74 47 44	info@flamco.co.uk
EXP		Flamco B.V.	Amersfoortseweg 9 3751LJ Bunschoten, the Netherlands	+31 33 299 18 00	info@flamcogroup.com

For more information, visit:

WWW.FLAMCOFALX.COM